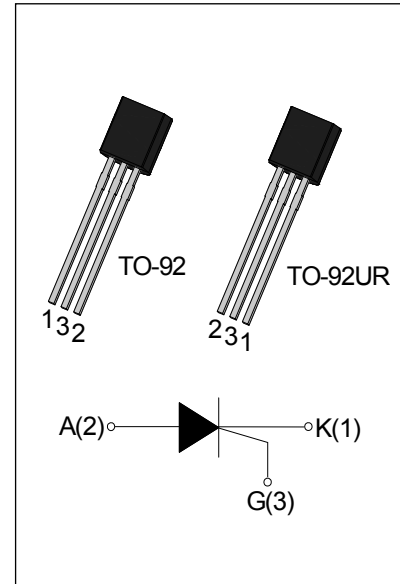




DESCRIPTION:

The JX008 series SCR provide high dv/dt rate with strong resistance to electromagnetic interface. They are especially recommended for use on residual current circuit breaker, straight hair, igniter etc. Package TO-92 & TO-92UR are RoHS compliant. (2011/65/EU)



MAIN FEATURES

Symbol	Value	Unit
$I_{T(RMS)}$	0.8	A
I_{GT}	≤ 200	μA
V_{DRM} / V_{RRM}	600	V

ABSOLUTE MAXIMUM RATINGS

Parameter		Symbol	Value	Unit
Storage junction temperature range		T_{stg}	-40-150	$^{\circ}C$
Operating junction temperature range		T_j	-40-125 ^①	$^{\circ}C$
Repetitive peak off-state voltage		V_{DRM}	600	V
Repetitive peak reverse voltage		V_{RRM}	600	V
RMS on-state current	TO-92/TO-92UR ($T_C=65^{\circ}C$)	$I_{T(RMS)}$	0.8	A
Non repetitive surge peak on-state current (F=50Hz tp=10ms)		I_{TSM}	8	A
Non repetitive surge peak on-state current (F=60Hz tp=8.3ms)		I_{TSM}	9	A
I^2t value for fusing (tp=10ms)		I^2t	0.32	A^2s
Critical rate of rise of on-state current		di/dt	50	$A/\mu s$
Peak gate current (tp=20 μs , $T_j=125^{\circ}C$)		I_{GM}	0.2	A
Peak gate power (tp=20 μs , $T_j=125^{\circ}C$)		P_{GM}	0.5	W
Average gate power dissipation($T_j=125^{\circ}C$)		$P_{G(AV)}$	0.1	W

NOTE 1: When we parallel connect a $\leq 1K\Omega$ resistor between Gate and Cathode, the T_j can reach $125^{\circ}C$; if without this resistor, the T_j only can reach $110^{\circ}C$.

ELECTRICAL CHARACTERISTICS ($T_j=25^{\circ}\text{C}$ unless otherwise specified)

Symbol	Test Condition	Value			Unit
		MIN.	TYP.	MAX.	
I_{GT}	$V_D=12\text{V } R_L=33\Omega$	20	50	200	μA
V_{GT}		-	0.6	0.8	V
V_{GD}	$V_D=V_{DRM} T_j=125^{\circ}\text{C}$	0.2	-	-	V
I_L	$I_G=1.2 I_{GT}$	-	-	4	mA
I_H	$I_T=0.05\text{A}$	-	-	3	mA
dV/dt	$V_D=400\text{V } T_j=125^{\circ}\text{C } R_{GK}=1\text{K}\Omega$	600	-	-	V/ μs
dV/dt	$V_D=400\text{V } T_j=125^{\circ}\text{C } R_{GK}=220\Omega$	1000	-	-	V/ μs
t_{on}	$I_G=10\text{mA } I_A=4\text{mA } I_R=0.4\text{mA}$ $T_j=25^{\circ}\text{C}$	-	2	-	μs
t_{off}		-	50	-	μs
R_d	Dynamic Resistance $T_j=125^{\circ}\text{C}$	-	-	35	m Ω

STATIC CHARACTERISTICS

Symbol	Parameter		Value(MAX)	Unit
V_{TM}	$I_T=1.1\text{A } t_p=380\mu\text{s}$	$T_j=25^{\circ}\text{C}$	1.5	V
I_{DRM}	$V_D=V_{DRM} V_R=V_{RRM}$	$T_j=25^{\circ}\text{C}$	5	μA
I_{RRM}		$T_j=125^{\circ}\text{C}$	100	μA

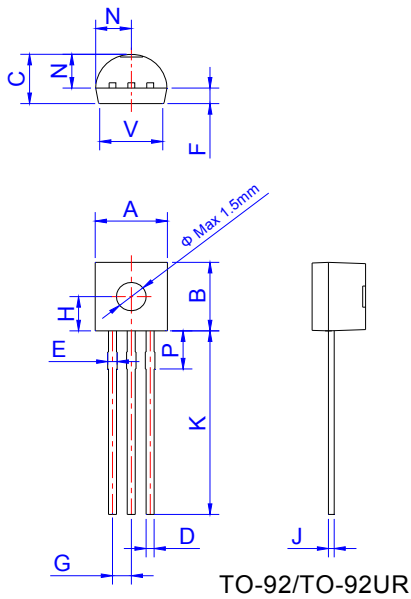
THERMAL RESISTANCES

Symbol	Parameter		Value	Unit
$R_{th(j-c)}$	junction to case	TO-92/TO-92UR	75	$^{\circ}\text{C/W}$

ORDERING INFORMATION

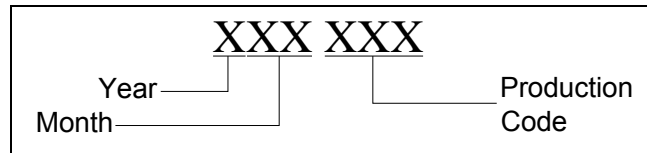
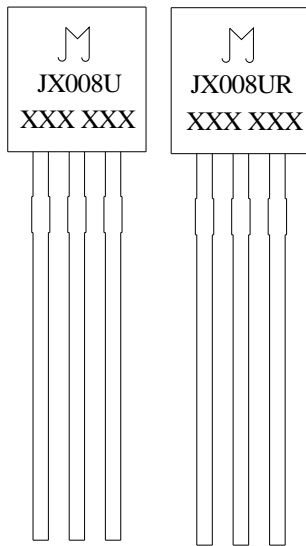
<div style="display: flex; justify-content: space-around; align-items: center;"> <div style="text-align: center;"> <p>J</p> <p>JieJie Microelectronics Co.,Ltd</p> </div> <div style="text-align: center;"> <p>X</p> <p>Sensitive gate SCRs</p> </div> <div style="text-align: center;"> <p>008</p> <p>$I_{T(RMS)}:0.8\text{A}$</p> </div> <div style="text-align: center;"> <p>U</p> <p>U:TO-92 UR:TO-92UR</p> </div> </div>
--

PACKAGE MECHANICAL DATA



Ref.	Dimensions					
	Millimeters			Inches		
	Min.	Typ.	Max.	Min.	Typ.	Max.
A	4.45		5.20	0.175		0.205
B	4.32		5.33	0.170		0.210
C	3.18		4.19	0.125		0.165
D	0.407		0.533	0.016		0.021
E	0.50		0.70	0.020		0.028
F	-	1.1	-	-	0.043	-
G	-	1.27	-	-	0.050	-
H	-	2.30	-	-	0.091	-
J	0.36		0.50	0.014		0.020
K	12.70		15.0	0.500		0.591
N	2.04		2.66	0.080		0.105
P	1.86		2.06	0.073		0.081
V	-		4.3	-		0.169

MARKING



PACKAGE INFORMATION

PACKAGE	WEIGHT (PER PCS)	OUTLINE	BAG (PCS)	INNER BOX (PCS)	PER CARTON
TO-92/ TO-92UR	0.1894g	Shielding Bag	1,000	10,000	30,000

FIG.1 Maximum power dissipation versus RMS on-state current

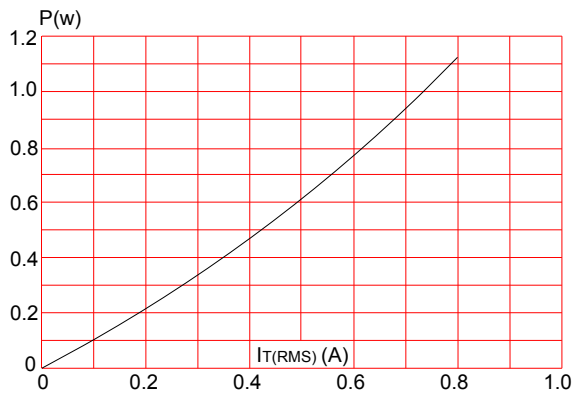


FIG.2: RMS on-state current versus case temperature

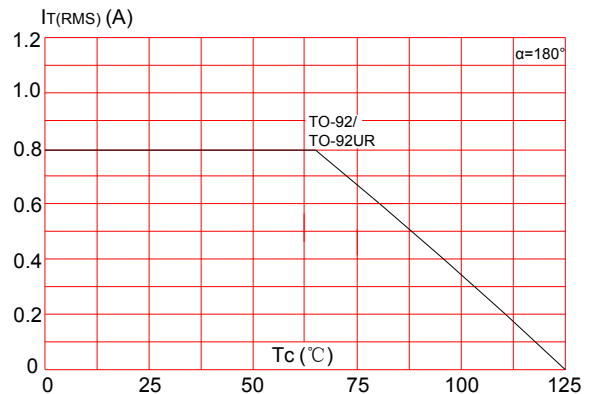


FIG.3: Surge peak on-state current versus number of cycles

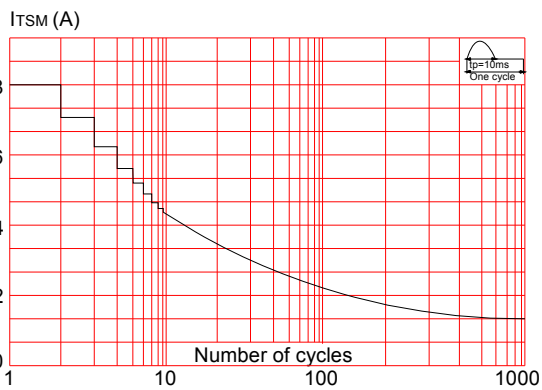


FIG.4: On-state characteristics (maximum values)

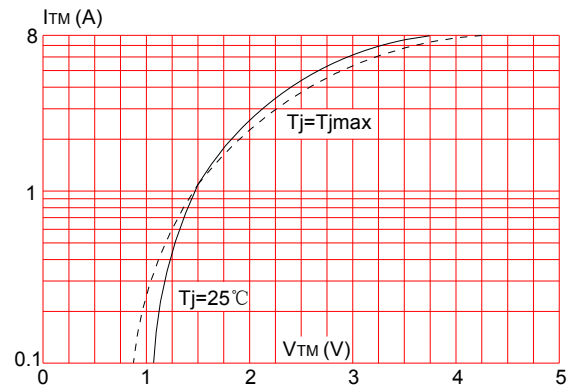


FIG.5: Non-repetitive surge peak on-state current for a sinusoidal pulse with width $t_p < 10\text{ms}$, and corresponding value of I^2t ($dI/dt < 50\text{A}/\mu\text{s}$)

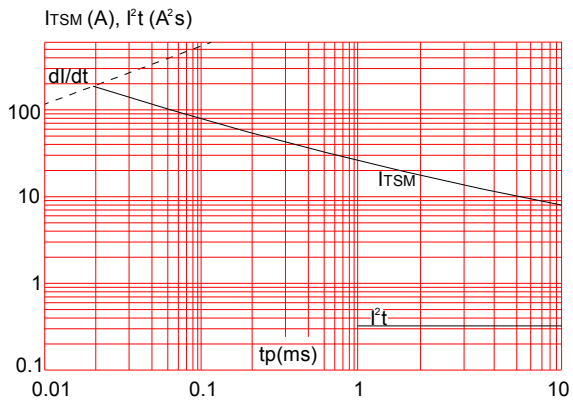
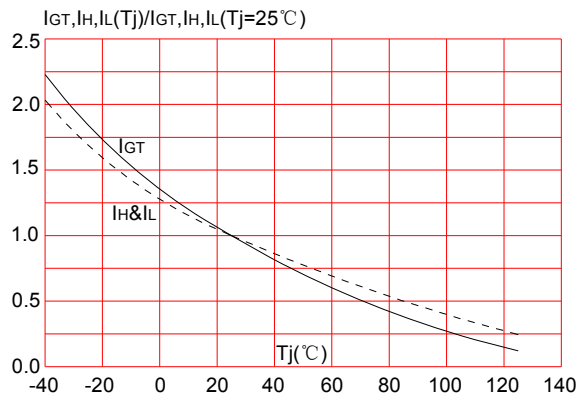



FIG.6: Relative variations of gate trigger current, holding current and latching current versus junction temperature



Information furnished in this document is believed to be accurate and reliable. However, Jiangsu JieJie Microelectronics Co.,Ltd assumes no responsibility for the consequences of use without consideration for such information nor use beyond it. Information mentioned in this document is subject to change without notice, apart from that when an agreement is signed, Jiangsu JieJie complies with the agreement. Products and information provided in this document have no infringement of patents. Jiangsu JieJie assumes no responsibility for any infringement of other rights of third parties which may result from the use of such products and information. This document is the ninth version which is made in 10-May-2019. This document supersedes and replaces all information previously supplied.

 is a registered trademark of Jiangsu JieJie Microelectronics Co.,Ltd.
Copyright ©2019 Jiangsu JieJie Microelectronics Co.,Ltd. Printed All rights reserved.
