

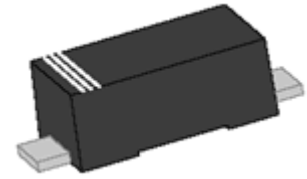


## P0641DM TSS

Rev.1.0

### DESCRIPTION:

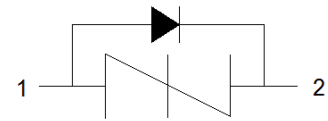
P0641DM devices are a type of semiconductor component. They are designed to protect base band equipment from damaging overvoltage transients.



SOD-123FL

### FEATURES:

- ✧ Excellent capability of absorbing transient surge.
- ✧ Quick response to surge voltage (ns Level).
- ✧ Eliminates overvoltage caused by fast rising transients.
- ✧ Moisture sensitivity level: Level 1.
- ✧ Non degenerative.



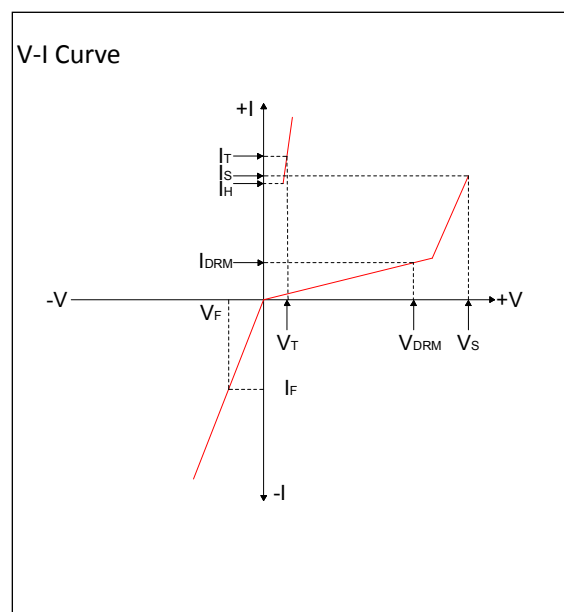
Symbol

### ABSOLUTE MAXIMUM RATINGS (T<sub>A</sub>=25°C, RH=45%-75%, unless otherwise noted)

Parameter	Symbol	Value	Unit
Storage temperature range	T <sub>STG</sub>	-60 to +150	°C
Operating junction temperature range	T <sub>J</sub>	-40 to +125	°C
Repetitive peak pulse current@10/1000μs	I <sub>PP</sub>	35	A

### ELECTRICAL CHARACTERISTICS (T<sub>A</sub>=25°C)

Symbol	Parameter
V <sub>DRM</sub>	Peak off-state voltage
I <sub>DRM</sub>	Off-state current
V <sub>S</sub>	Switching voltage
I <sub>S</sub>	Switching current
V <sub>T</sub>	On-state voltage
I <sub>T</sub>	On-state current
I <sub>H</sub>	Holding current
C <sub>O</sub>	Off-state capacitance
V <sub>F</sub>	Forward voltage



**MARKING**



1A64 : Device Marking Code

**ELECTRICAL CHARACTERISTICS** (T<sub>A</sub>=25°C, continued)

Part Number	I <sub>DRM</sub> @V <sub>DRM</sub> PIN2-1		V <sub>S</sub> <sup>①</sup> @I <sub>S</sub> PIN2-1		V <sub>T</sub> @I <sub>T</sub> PIN2-1		I <sub>H</sub> PIN2-1	V <sub>F</sub> @ I <sub>F</sub> =10mA PIN1-2	Co <sup>②</sup>	Marking
	μA	V	V	mA	V	A	mA	V	pF	
	max	min	max	max	max	max	min	max	max	
P0641DM	1	60	80	200	4.0	2.2	100	2.0	100	1A64

① V<sub>S</sub> is measured at 100KV/s

② Off-state capacitance is measured in V<sub>DC</sub>=2V, V<sub>RMS</sub>=1V, f=1MHz

**SURGE RATINGS**

Series	I <sub>PP</sub> (A) min			
	2/10μs	8/20μs	10/360μs	10/1000μs
M	100	90	50	35

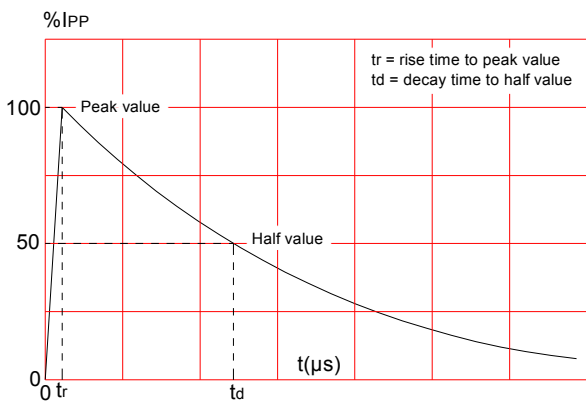
**ORDERING INFORMATION**

<p><b>P</b></p> <p>Series code P: SIDAC</p>	<p><b>064</b></p> <p>Median voltage</p>	<p><b>1</b></p> <p>1: Uni-direction</p>	<p><b>D</b></p> <p>Package type:SOD-123FL</p>	<p><b>M</b></p> <p>Surge ratings:2.0KV(10/700μs)</p>
---	---	---	---	--

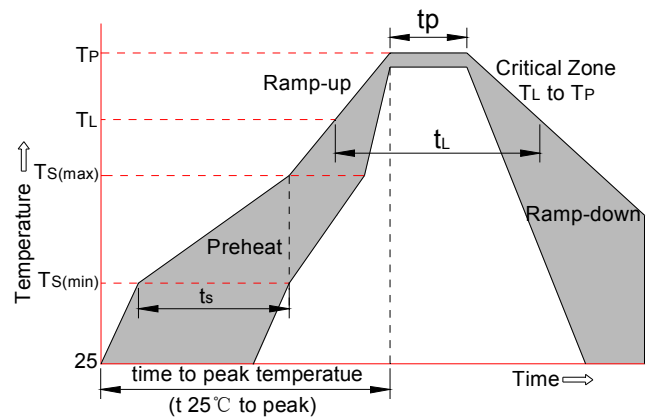
**SOLDERING PARAMETERS**

Reflow Condition		Pb-Free assembly (see FIG.2)
Pre Heat	-Temperature Min ( $T_{s(min)}$ )	+150°C
	-Temperature Max( $T_{s(max)}$ )	+200°C
	-Time (Min to Max) ( $t_s$ )	60-180 secs.
Average ramp up rate (Liquidus Temp ( $T_L$ ) to peak)		3°C/sec. Max
$T_{s(max)}$ to $T_L$ - Ramp-up Rate		3°C/sec. Max
Reflow	-Temperature( $T_L$ ) (Liquidus)	+217°C
	-Temperature( $t_L$ )	60-150 secs.
Peak Temp ( $T_p$ )		+260(+0/-5)°C
Time within 5°C of actual Peak Temp ( $t_p$ )		30 secs. Max
Ramp-down Rate		6°C/sec. Max
Time 25°C to Peak Temp ( $T_p$ )		8 min. Max
Do not exceed		+260°C

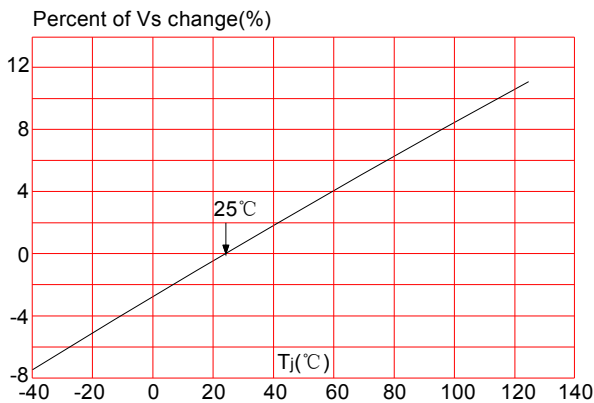
**FIG.1:**  $t_r \times t_d$  pulse waveform



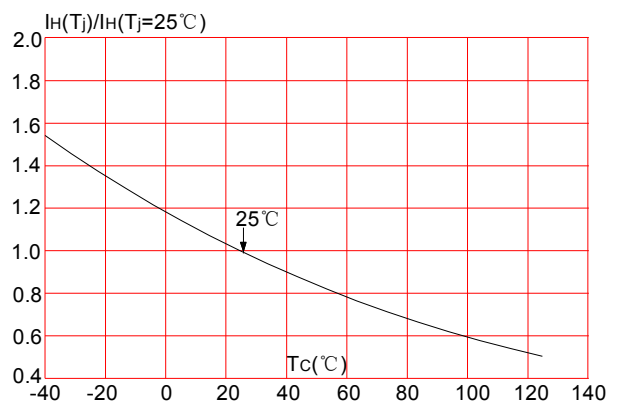
**FIG.2:** Reflow condition



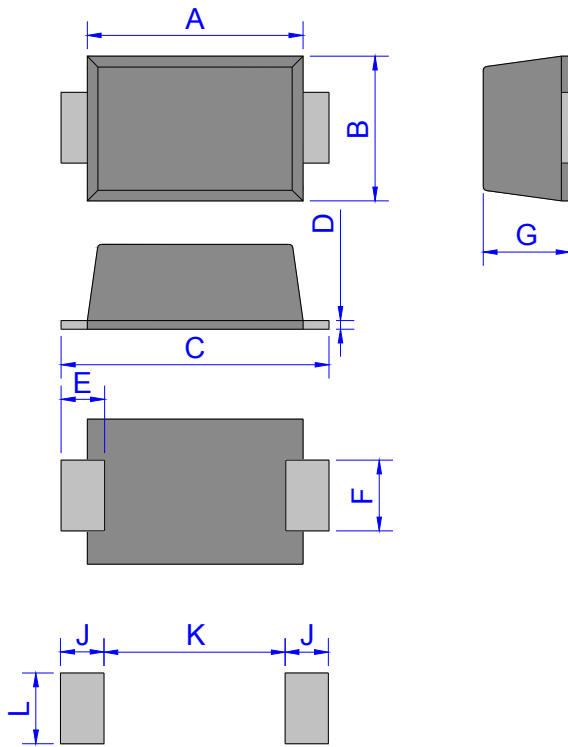
**FIG.3:** Normalized  $V_s$  change vs. junction temperature



**FIG.4:** Normalized DC holding current vs. case temperature



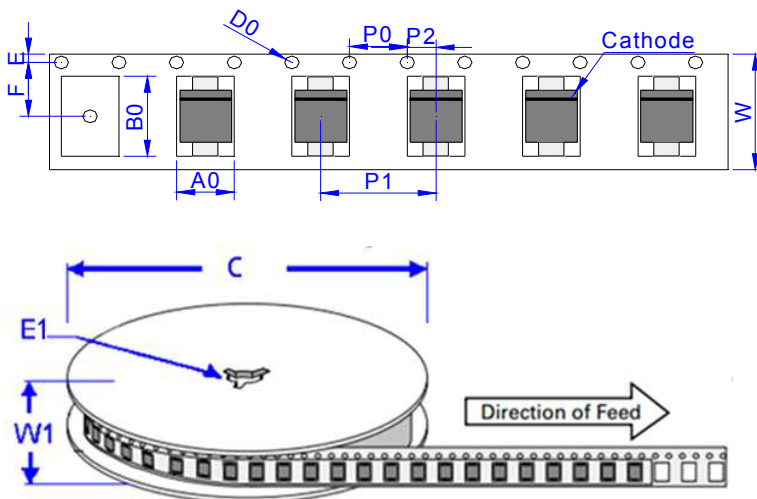
PACKAGE MECHANICAL DATA



SOD-123FL

Ref.	Dimensions			
	Millimeters		Inches	
	Min.	Max.	Min.	Max.
A	2.60	3.00	0.102	0.118
B	1.60	2.00	0.063	0.079
C	3.45	3.95	0.136	0.156
D	0.10	0.25	0.004	0.01
E	0.3	0.9	0.012	0.035
F	0.80	1.20	0.031	0.047
G	0.95	1.35	0.037	0.053
J	1.30		0.051	
K		1.70		0.067
L	1.30		0.051	

TAPE AND REEL SPECIFICATION-SOD-123FL



Ref.	Dimensions	
	Millimeters	Inches
A0	1.95 ± 0.3	0.077 ± 0.012
B0	3.95 ± 0.3	0.156 ± 0.012
C	178	7.0
D0	1.55 ± 0.1	0.061 ± 0.004
E	1.75 ± 0.2	0.069 ± 0.008
E1	13.3 ± 0.3	0.524 ± 0.012
F	3.50 ± 0.2	0.138 ± 0.008
P0	4.00 ± 0.2	0.157 ± 0.008
P1	4.00 ± 0.2	0.157 ± 0.008
P2	2.00 ± 0.2	0.079 ± 0.008
W	8.0 ± 0.2	0.315 ± 0.008
W1	11.5 ± 1.0	0.453 ± 0.039


PART No.	UNIT WEIGHT (g/PCS) typ.	PACKAGE	REEL (PCS)	DESCRIPTION
P0641DM	0.0141	SOD-123FL	3000	7 inch reel pack

Information furnished in this document is believed to be accurate and reliable. However, Jiangsu JieJie Microelectronics Co.,Ltd assumes no responsibility for the consequences of use without consideration for such information nor use beyond it.

Information mentioned in this document is subject to change without notice, apart from that when an agreement is signed, Jiangsu JieJie complies with the agreement.

Products and information provided in this document have no infringement of patents. Jiangsu JieJie assumes no responsibility for any infringement of other rights of third parties which may result from the use of such products and information.

This document is the first version which is made in 30-Oct.-2018. This document supersedes and replaces all information previously supplied.

 is a registered trademark of Jiangsu JieJie Microelectronics Co.,Ltd.

Copyright©2018 Jiangsu JieJie Microelectronics Co.,Ltd. Printed All rights reserved.