



JCD08A065A SiC Schottky Diode

Rev.2.0

DESCRIPTION:

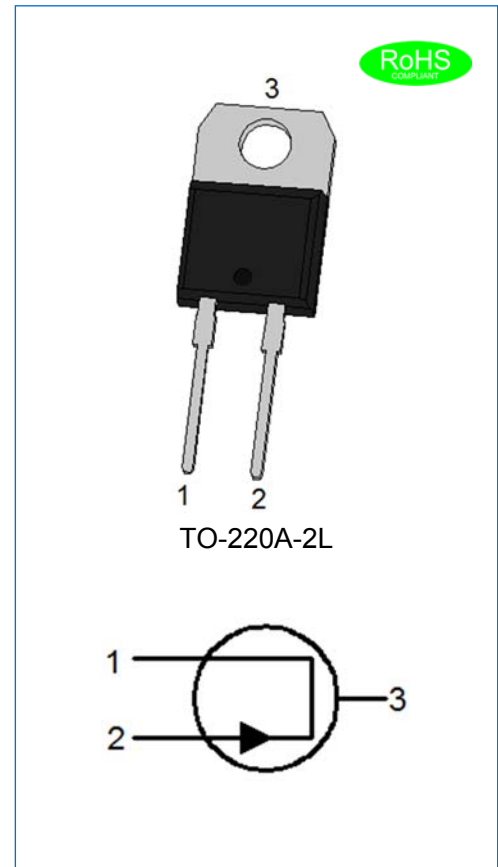
- ✧ 650V Schottky rectifier
- ✧ Zero reverse recovery current
- ✧ Zero forward recovery voltage
- ✧ High frequency operation
- ✧ Switching characteristics independent of temperature
- ✧ Fast switch
- ✧ Positive temperature coefficient of forward voltage (V_F)

BENEFIT:

- ✧ Lower switching loss
- ✧ No thermal runaway in parallel devices
- ✧ Lower heatsink dependent
- ✧ Electrically isolated package
- ✧ Ceramic package provides 2.5KV isolation

APPLICATION:

- ✧ HAVC
- ✧ Switch mode power supplies(SMPS)
- ✧ Boost diodes in PFC or DC/DC stages
- ✧ Free wheeling diodes in inverter stages
- ✧ AC/DC converters



ABSOLUTE MAXIMUM RATING

(Rating at 25°C junction temperature unless otherwise specified.)

Parameter		Symbol	Value	Unit
Maximum repetitive peak reverse voltage		V_{RRM}	650	V
Maximum DC blocking voltage		V_{DC}	650	V
Continuous forward current	$T_C=150^\circ\text{C}$	I_F	8	A
Repetitive peak forward surge current	$t_p=10\text{ms}, T_C=25^\circ\text{C}$	I_{FRM}	65	A
Non-repetitive peak forward surge current	$t_p=10\text{ms}, T_C=25^\circ\text{C}$	I_{FSM}	80	A
Non-Repetitive peak forward surge current	$T_C=25^\circ\text{C}, t_p=10\mu\text{s}, \text{Pulse}$	I_{FMax}	500	A
Power dissipation	$T_C=25^\circ\text{C}$	P_{tot}	117	W
	$T_C=110^\circ\text{C}$		51	
Operating junction temperature		T_j	-55 to +175	$^\circ\text{C}$
Storage temperature range		T_{stg}	-55 to +175	$^\circ\text{C}$

ELECTRICAL CHARACTERISTICS

Parameter	Conditions	Symbol	Value			Unit
			Min.	Typ.	Max.	
Forward voltage	$I_F=8A, T_j=25^{\circ}C$	V_F	-	1.35	1.65	V
	$I_F=8A, T_j=175^{\circ}C$		-	1.85	2.35	
Reverse current	$V_R=650V, T_j=25^{\circ}C$	I_R	-	5	20	μA
	$V_R=650V, T_j=175^{\circ}C$		-	30	80	
Total capacitance	$V_R=0V, f=1MHz$	C	-	470	-	pF
	$V_R=200V, f=1MHz$		-	40	-	
	$V_R=400V, f=1MHz$		-	32	-	
Total capacitance charge	$V_R=400V, T_j=25^{\circ}C$	Q_C	-	30	-	nC
Capacitance stored energy	$V_R=400V$	E_C	-	6	-	μJ

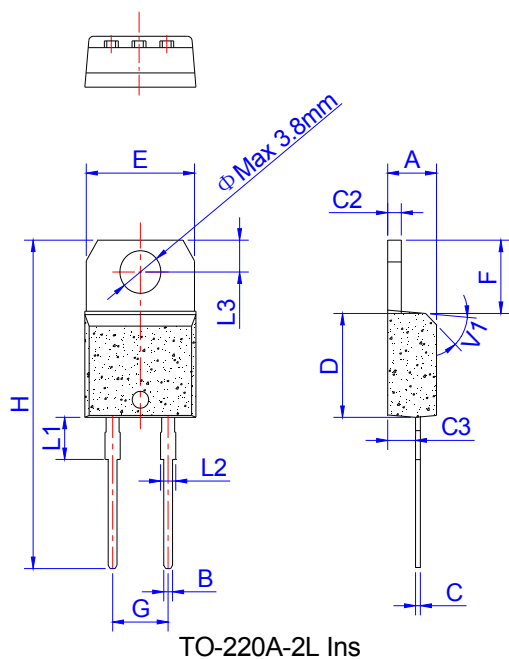
THERMAL CHARACTERISTICS

Symbol	Parameter	Value	Unit
$R_{th(j-c)}$	Junction to Case	1.28	$^{\circ}C/W$

ORDERING INFORMATION

<p>J CD 08 A 065 A</p> <p> <u>JieJie Microelectronics Co.,Ltd</u> <u>SiC Schottky Diode</u> <u>$I_F=8A$</u> <u>$V_{RRM}:650V$</u> <u>A: TO-220A-2L(Ins)</u> <u>Version A</u> </p>

PACKAGE MECHANICAL DATA



Ref.	Dimensions					
	Millimeters			Inches		
	Min.	Typ.	Max.	Min.	Typ.	Max.
A	4.40		4.60	0.173		0.181
B	0.61		0.88	0.024		0.035
C	0.46		0.70	0.018		0.028
C2	1.21		1.32	0.048		0.052
C3	2.40		2.72	0.094		0.107
D	8.60		9.70	0.339		0.382
E	9.80		10.4	0.386		0.409
F	6.55		6.95	0.258		0.274
G		5.08			0.2	
H	28.0		29.8	1.102		1.173
L1		3.75			0.148	
L2	1.14		1.70	0.045		0.067
L3	2.65		2.95	0.104		0.116
V1		45°			45°	

CHARACTERISTICS CURVE

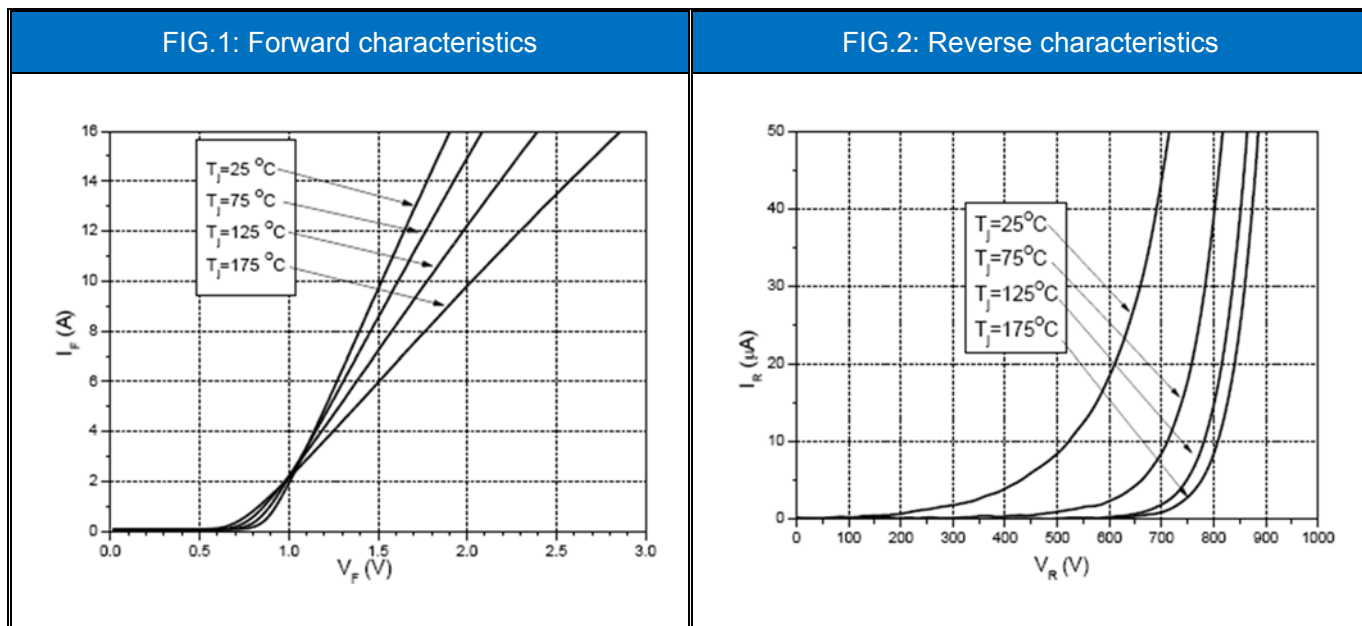


FIG.3: Capacitance vs. reverse voltage

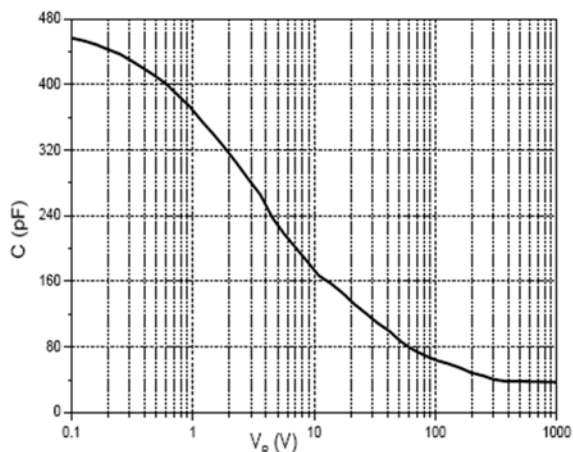
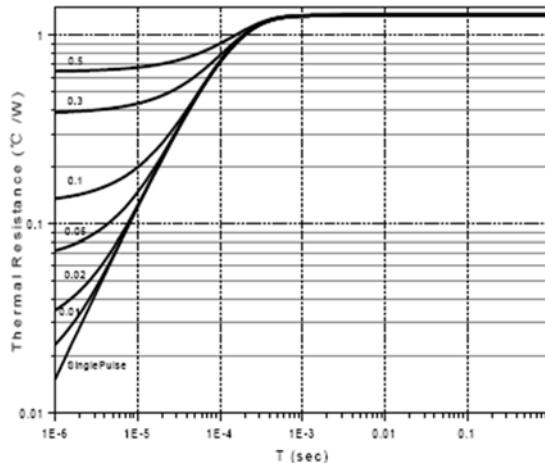


FIG.4: Transient thermal impedance



CHARACTERISTICS CURVE

FIG.5: Capacitance charge vs. reverse voltage

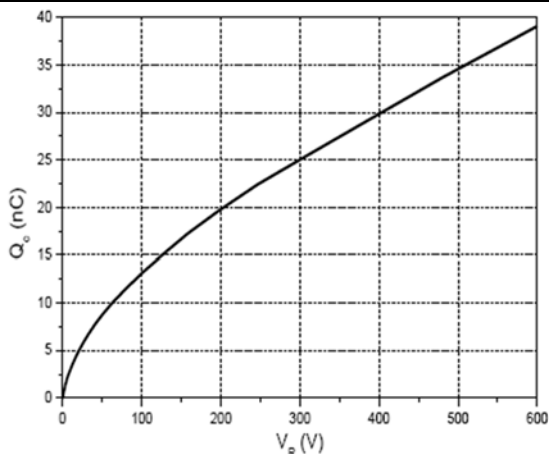


Figure 4. Total Capacitance Charge vs. Reverse Voltage

FIG.6: Capacitance stored energy

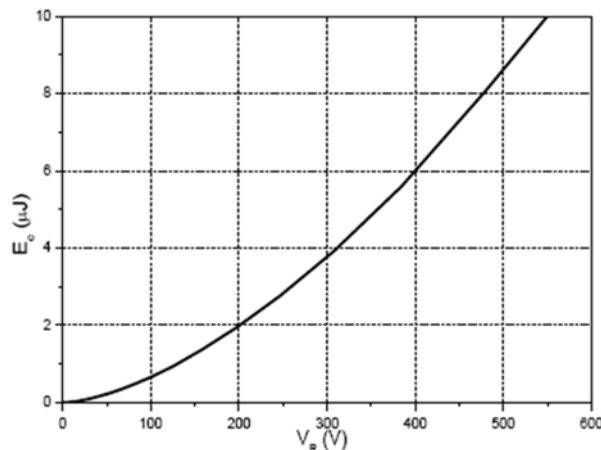


FIG.7: Power derating

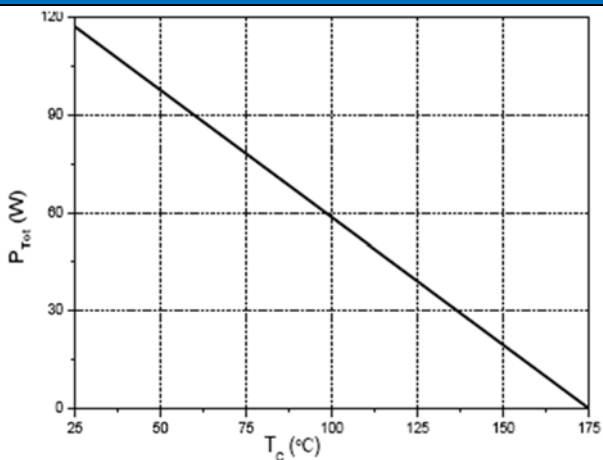
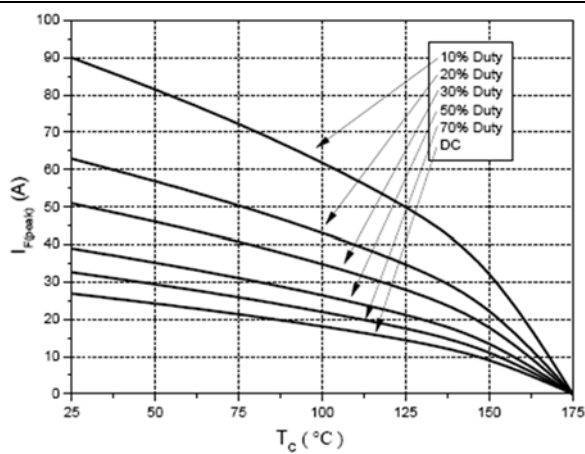


FIG.8: Current derating



Information furnished in this document is believed to be accurate and reliable. However, Jiangsu JieJie Microelectronics Co.,Ltd assumes no responsibility for the consequences of use without consideration for such information nor use beyond it.

Information mentioned in this document is subject to change without notice, apart from that when an agreement is signed, Jiangsu JieJie complies with the agreement.

Products and information provided in this document have no infringement of patents. Jiangsu JieJie assumes no responsibility for any infringement of other rights of third parties which may result from the use of such products and information.

This document is the second version which is made in 18-Sep.-2019. This document supersedes and replaces all information previously supplied.



is a registered trademark of Jiangsu JieJie Microelectronics Co.,Ltd.

Copyright ©2019 Jiangsu JieJie Microelectronics Co.,Ltd. Printed All rights reserved.