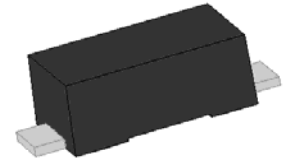




DESCRIPTION:

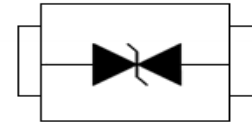
The JEBxxD1FT series are designed to protect sensitive semiconductor components from damage or upset due to electrostatic discharge (ESD) and other voltage induced transient events.



SOD-123FLT

FEATURES

- ✧ 3600W to 6600W peak pulse power dissipation at 1.2/50 μ s-8/20 μ s@2 Ω waveform.
- ✧ For small surface mounted applications.
- ✧ Response time is typically <1ns.
- ✧ Low clamping voltage.
- ✧ Low leakage current.
- ✧ RoHS compliant.
- ✧ Meets MSL level 1, per J-STD-020, LF maximum peak of 260 $^{\circ}$ C.
- ✧ Terminal: solder plated, solderable per J-STD-002.



PIN Configuration

MAIN APPLICATIONS

- ✧ Cell phone handsets and accessories
- ✧ Personal digital assistants (PDA's)
- ✧ Notebooks, desktops, and servers
- ✧ Portable instrumentation

PROTECTION SOLUTION TO MEET

- ✧ IEC61000-4-2 (ESD) \pm 30kV (air), \pm 30kV (contact)
- ✧ IEC61000-4-5 (Lightning) 200A (1.2/50 μ s-8/20 μ s@2 Ω)

MECHANICAL CHARACTERISTICS

- ✧ SOD-123FLT package
- ✧ Molding compound flammability rating: UL 94V-0
- ✧ Typical weight: 0.0144g/pcs
- ✧ Lead finish: lead free

ABSOLUTE MAXIMUM RATINGS($T_A=25^{\circ}\text{C}$, RH=45%-75%, unless otherwise noted)

Parameter	Symbol	Value	Unit
Peak pulse power dissipation at 1.2/50 μs -8/20 μs @2 Ω waveform	P_{PP}	3600 to 6600	W
Peak pulse current at 1.2/50 μs -8/20 μs @2 Ω waveform	I_{PP}	200	A
ESD per IEC 61000-4-2 (Air) ESD per IEC 61000-4-2 (Contact)	V_{ESD}	+/- 30 +/- 30	kV
Lead soldering temperature	T_L	260 (10 sec.)	$^{\circ}\text{C}$
Operating junction temperature range	T_J	-55 to +150	$^{\circ}\text{C}$
Storage temperature range	T_{STG}	-55 to +150	$^{\circ}\text{C}$

ELECTRICAL CHARACTERISTICS ($T_A=25^{\circ}\text{C}$)

Part Number	Marking	V_R	$I_R@V_R$	$V_{BR}@I_T$		I_T	$P_{PP}^{①}$	$V_C@I_{PP}$	$I_{PP}^{②}$
				min(V)	max(V)				
Bi-Polar	Bi	V	max(μA)	min(V)	max(V)	mA	W	max(V)	A
JEB07D1FT	J07B	7	1.0	8.0	10.0	1	3600	18.0	200
JEB09D1FT	J09B	9	1.0	9.5	11.5	1	4600	23.0	200
JEB12D1FT	J12B	12	1.0	13.0	15.0	1	5600	28.0	200
JEB15D1FT	J15B	15	1.0	16.5	19.5	1	6000	30.0	200
☆JEB18D1FT	J18B	18	1.0	19.5	23.5	1	6600	33.0	200
☆JEB20D1FT	J20B	20	1.0	22.2	24.5	1	6600	33.0	200
☆JEB24D1FT	J24B	24	1.0	25.0	30.0	1	6400	32.0	200

① Peak pulse power dissipation (Surge waveform: 1.2/50 μs -8/20 μs @2 Ω)

② Peak pulse current (Surge waveform: 1.2/50 μs -8/20 μs @2 Ω)

V_R : Stand-off voltage -- Maximum voltage that can be applied

V_C : Clamping voltage -- Peak voltage measured across the suppressor at a specified I_{PP}

V_{BR} : Breakdown voltage

I_R : Reverse leakage current

☆: Products with negative resistance

RATINGS AND V-I CHARACTERISTICS CURVES ($T_A=25^{\circ}\text{C}$, unless otherwise noted)

FIG.1:V- I curve characteristics (Bi-directional)

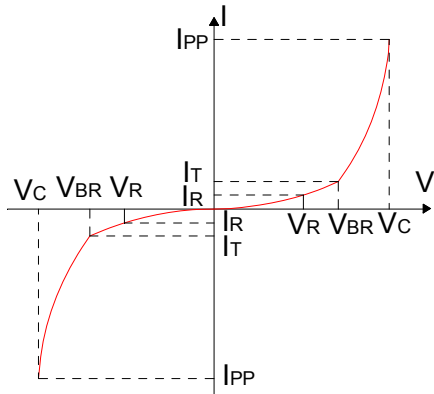


FIG.2:V- I curve characteristics (Bi-directional with negative resistance)

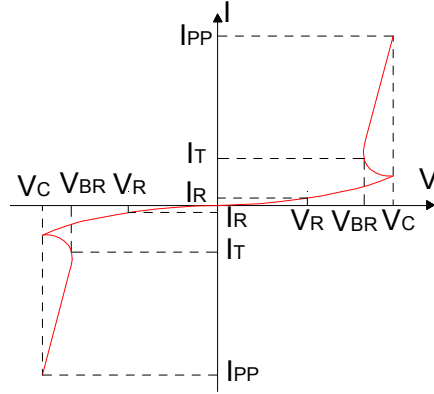


FIG.3: Pulse waveform (1.2/50μs)

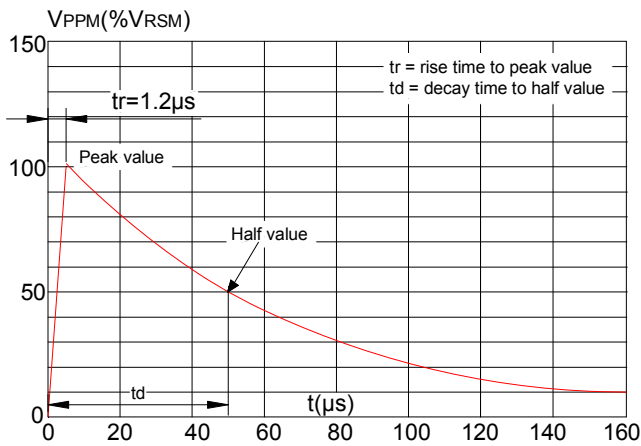


FIG.4: Pulse waveform

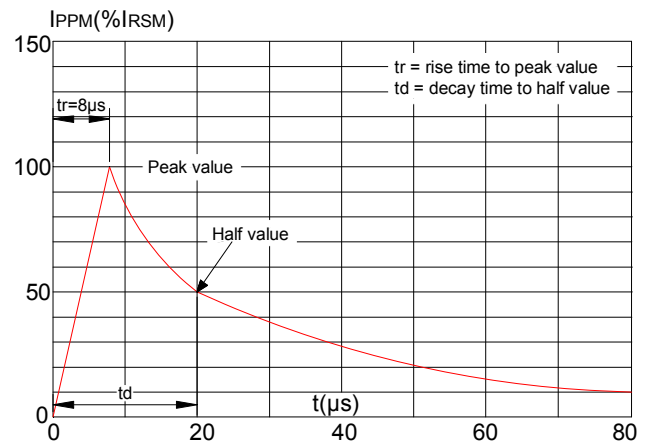


FIG.5: ESD clamping (30kV contact)

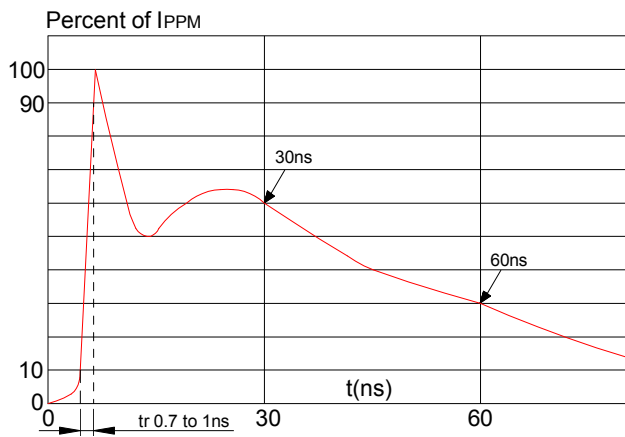
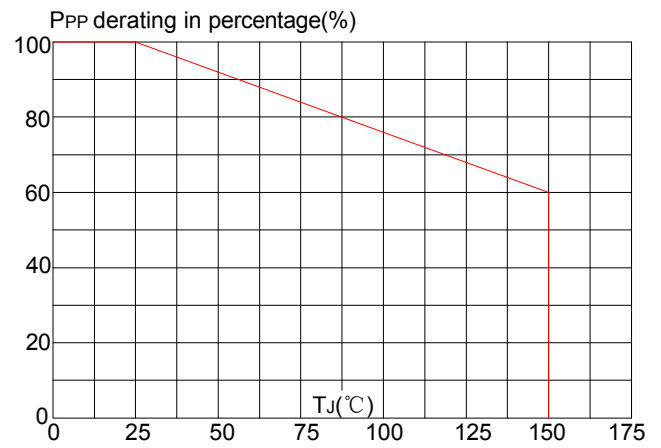
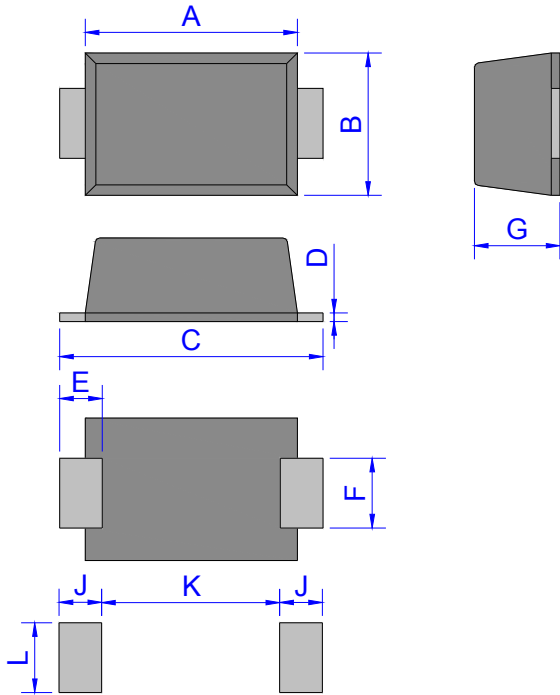


FIG.6: Pulse derating curve



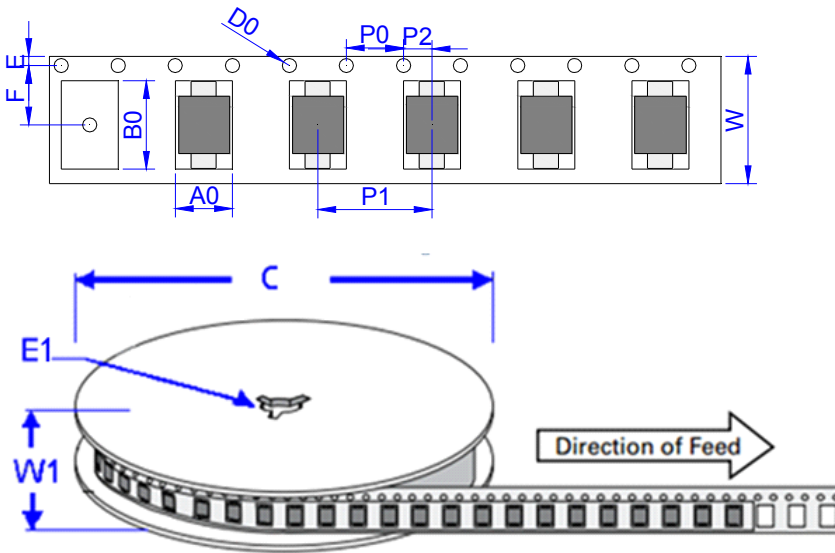
PACKAGE MECHANICAL DATA



Ref.	Dimensions			
	Millimeters		Inches	
	Min.	Max.	Min.	Max.
A	2.60	3.00	0.102	0.118
B	1.60	2.00	0.063	0.079
C	3.45	3.95	0.136	0.156
D	0.10	0.25	0.004	0.01
E	0.3	0.9	0.012	0.035
F	0.80	1.20	0.031	0.047
G	0.70	1.00	0.028	0.039
J	1.30		0.051	
K		1.70		0.067
L	1.30		0.051	

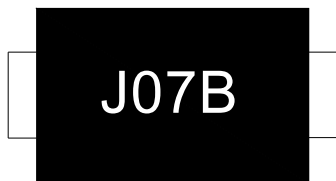
SOD-123FLT

TAPE AND REEL SPECIFICATION-SOD-123FLT



Ref.	Dimensions	
	Millimeters	Inches
A0	1.95 ± 0.3	0.077± 0.012
B0	3.95 ± 0.3	0.156 ± 0.012
C	178	7.0
D0	1.55 ± 0.1	0.061 ± 0.004
E	1.75 ± 0.2	0.069 ± 0.008
E1	13.3 ± 0.3	0.524± 0.012
F	3.50 ± 0.2	0.138 ± 0.008
P0	4.00 ± 0.2	0.157 ± 0.008
P1	4.00 ± 0.2	0.157 ± 0.008
P2	2.00 ± 0.2	0.079 ± 0.008
W	8.0± 0.2	0.315 ± 0.008
W1	11.5 ± 1.0	0.453 ± 0.039

PART No.	UNIT WEIGHT (g/PCS) typ.	REEL (PCS)	PER CARTON (PCS)	DESCRIPTION
JEBxxD1FT	0.0144	3000	150,000	7 inch reel pack

MARKING CODE

J07B : Device Marking Code

Information furnished in this document is believed to be accurate and reliable. However, Jiangsu JieJie Microelectronics Co.,Ltd assumes no responsibility for the consequences of use without consideration for such information nor use beyond it.

Information mentioned in this document is subject to change without notice, apart from that when an agreement is signed, Jiangsu JieJie complies with the agreement.

Products and information provided in this document have no infringement of patents. Jiangsu JieJie assumes no responsibility for any infringement of other rights of third parties which may result from the use of such products and information.

This document is the 1.2nd version which is made in 4-Aug.-2021. This document supersedes and replaces all information previously supplied.

 is a registered trademark of Jiangsu JieJie Microelectronics Co.,Ltd.

Copyright©2021 Jiangsu JieJie Microelectronics Co.,Ltd. Printed All rights reserved.